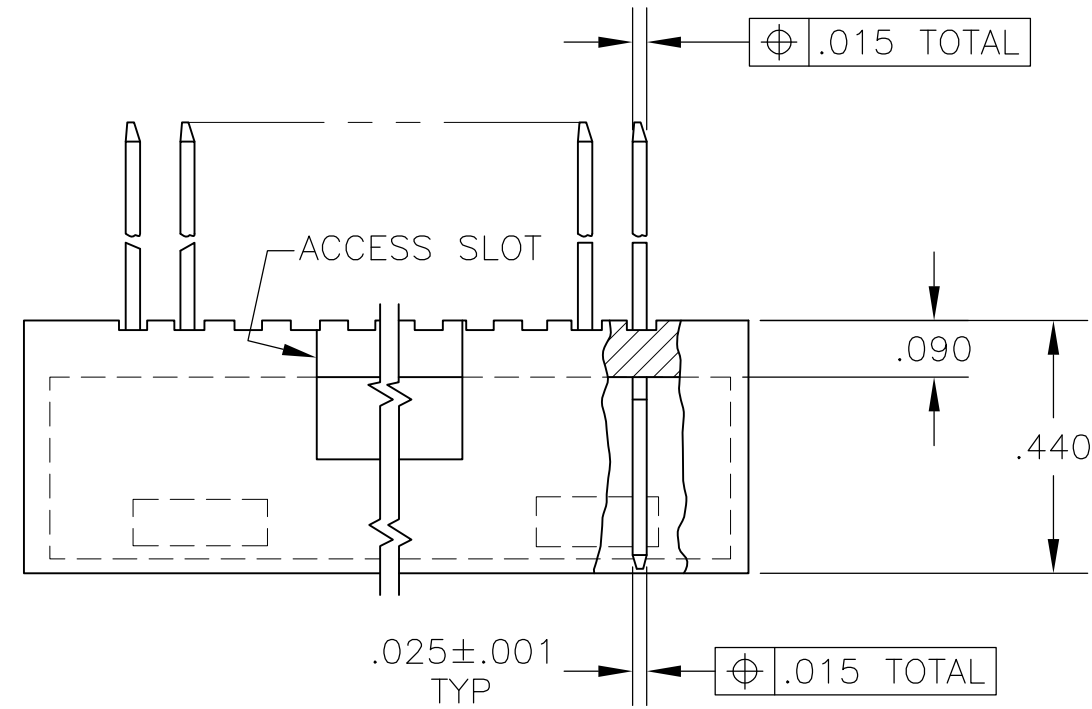
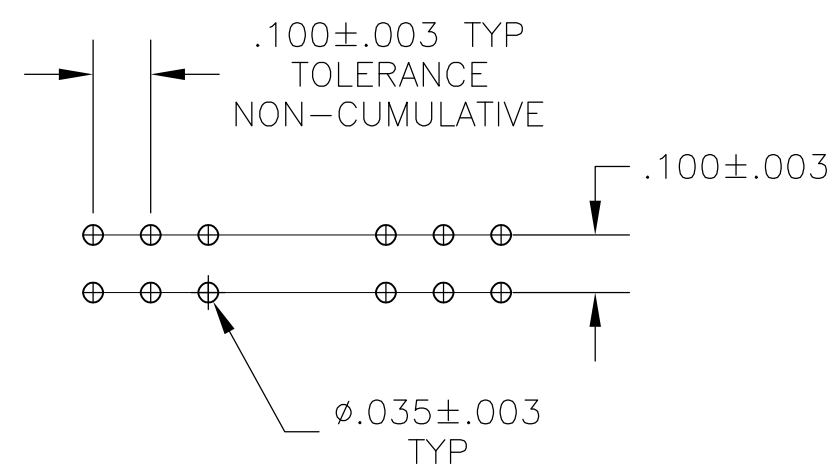
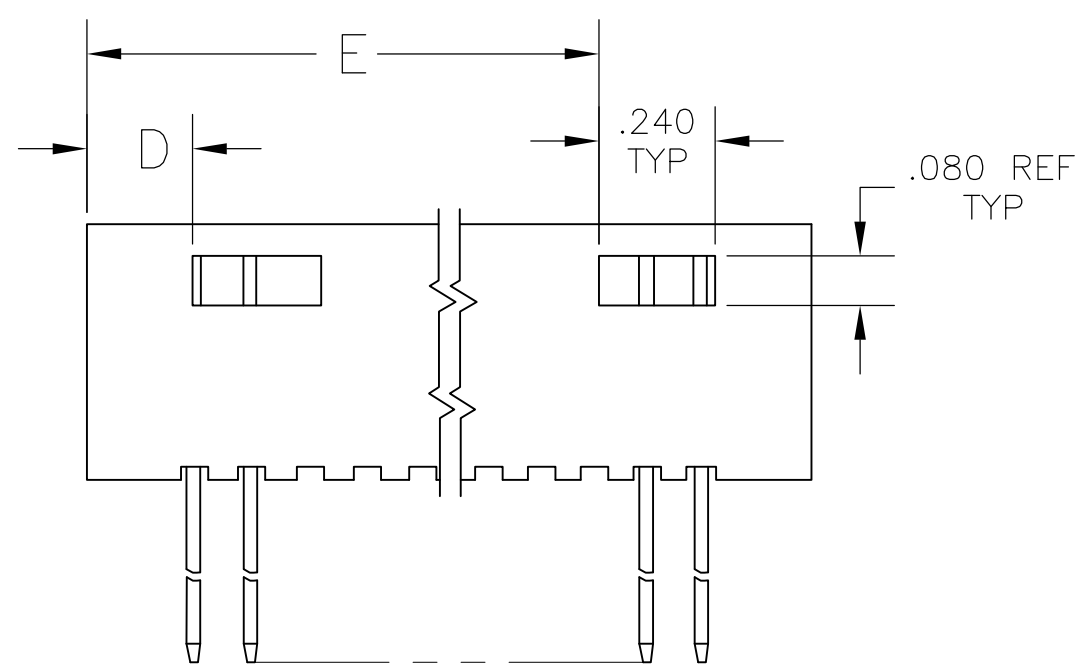
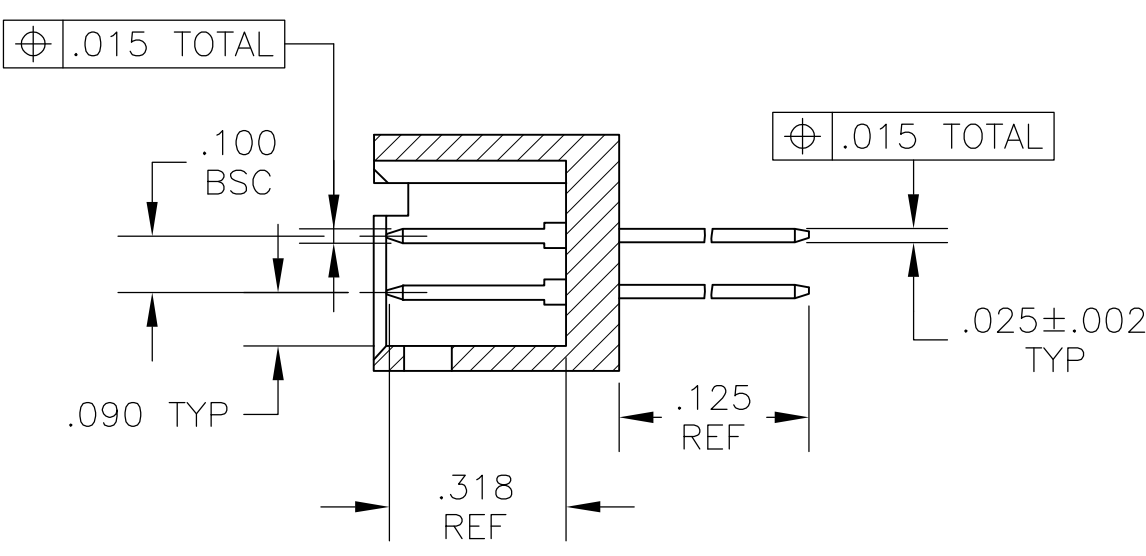
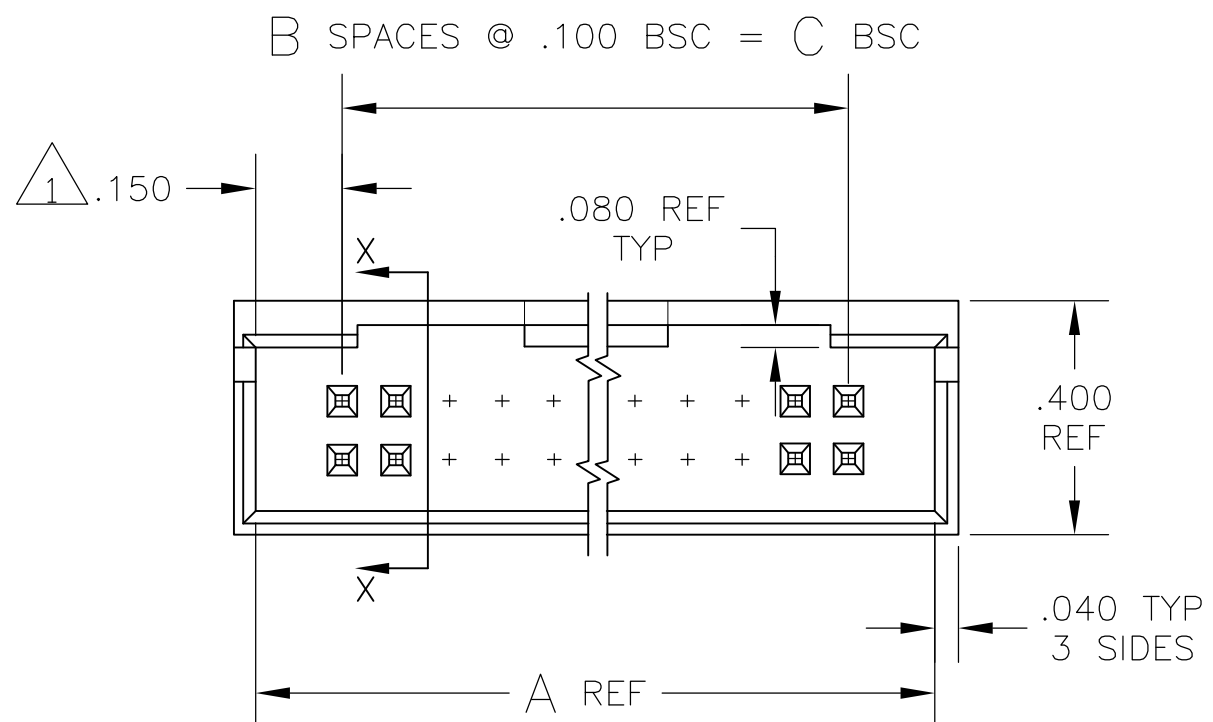


THIS DRAWING IS UNPUBLISHED. RELEASED FOR PUBLICATION
 © COPYRIGHT - By - ALL RIGHTS RESERVED.

LOC		DIST		REVISIONS			
P	LTR	DESCRIPTION		DATE	DWN	APVD	
AD	00	M2	REVISED PER ECO-11-004917	11MAR11	RK	HMR	








































- 1 WILL ALSO MATE W/OTHER CONNECTORS WHICH ARE COMPATIBLE WITH THE $.150$ END DIM. WILL MATE W/MOD IV HAVING FOUR EXTRA EMPTY CIRCUITS (TWO EACH END -- EX: 20 POS HDR. POST HDR. WILL MATE W/24 POS. MOD IV HSG.)
- 2 CONTACT: $.000100-.000200$ BRIGHT TIN-LEAD OVER $.000050$ NICKEL
- 3 CONTACT: $.000100-.000200$ MATTE TIN OVER $.000050$ NICKEL
- 4 OBSOLETE PARTS: OBSOLETE CIS STREAMLINING PER D.RENAUD/D.SINISI








































THIS DRAWING IS A CONTROLLED DOCUMENT.		DWN	12 SEP 75		TE Connectivity		
DIMENSIONS: INCHES		CHK	12 SEP 75		NAME		
TOLERANCES UNLESS OTHERWISE SPECIFIED:		APVD	15 SEP 75		HEADER ASSEMBLY MOD II, $.100$ C/L $.025$ SQUARE POST, W/DETENT (MATES WITH AMP LATCH OR FFC)		
0 PLC $\pm -$ 1 PLC $\pm -$ 2 PLC $\pm -$ 3 PLC $\pm .005$ 4 PLC $\pm -$ ANGLES $\pm -$		PRODUCT SPEC		SIZE	CAGE CODE	DRAWING NO	
MATERIAL: HSG: GLASS FILLED NYLON, COLOR: BLACK, CONTACT: PHOS BRONZE		FINISH: SEE TABLE		WEIGHT	A2	00779	C=87587
CUSTOMER DRAWING				SCALE	3:1	SHEET	1 of 2
				REV	M2		

THIS DRAWING IS UNPUBLISHED. RELEASED FOR PUBLICATION
 © COPYRIGHT - By - ALL RIGHTS RESERVED.

LOC		DIST		REVISIONS					
AD	00	P	LTR	DESCRIPTION			DATE	DWN	APVD
		-		SEE SHEET 1			-	-	-

OBSOLETE 		-	.190	.300	3	.600	8	8-87587-4
		-	.190	.200	2	.500	6	8-87587-3
		3.490	.190	3.500	35	3.800	72	8-87587-2
		3.390	.190	3.400	34	3.700	70	8-87587-1
		3.290	.190	3.300	33	3.600	68	8-87587-0
		3.190	.190	3.200	32	3.500	66	7-87587-9
		3.090	.190	3.100	31	3.400	64	7-87587-8
		2.990	.190	3.000	30	3.300	62	7-87587-7
		2.890	.190	2.900	29	3.200	60	7-87587-6
		2.790	.190	2.800	28	3.100	58	7-87587-5
		2.690	.190	2.700	27	3.000	56	7-87587-4
		2.590	.190	2.600	26	2.900	54	7-87587-3
		2.490	.190	2.500	25	2.800	52	7-87587-2
		2.390	.190	2.400	24	2.700	50	7-87587-1
		2.290	.190	2.300	23	2.600	48	7-87587-0
		2.190	.190	2.200	22	2.500	46	6-87587-9
		2.090	.190	2.100	21	2.400	44	6-87587-8
		1.990	.190	2.000	20	2.300	42	6-87587-7
OBSOLETE 		1.890	.190	1.900	19	2.200	40	6-87587-6
		1.790	.190	1.800	18	2.100	38	6-87587-5
		1.690	.190	1.700	17	2.000	36	6-87587-4
		1.590	.190	1.600	16	1.900	34	6-87587-3
		1.490	.190	1.500	15	1.800	32	6-87587-2
		1.390	.190	1.400	14	1.700	30	6-87587-1
		1.290	.190	1.300	13	1.600	28	6-87587-0
		1.190	.190	1.200	12	1.500	26	5-87587-9
		1.090	.190	1.100	11	1.400	24	5-87587-8
		.990	.190	1.000	10	1.300	22	5-87587-7
		.890	.190	.900	9	1.200	20	5-87587-6
		-	.490	.800	8	1.100	18	5-87587-5
		-	.390	.700	7	1.000	16	5-87587-4
		-	.390	.600	6	.900	14	5-87587-3
		-	.290	.500	5	.800	12	5-87587-2
		-	.290	.400	4	.700	10	5-87587-1
PLATING	E	D	C	B	A	NO OF POSN.	PART NO.	

OBSOLETE 		-	.190	.300	3	.600	8	3-87587-4	
		-	.190	.200	2	.500	6	3-87587-3	
		3.490	.190	3.500	35	3.800	72	3-87587-2	
		3.390	.190	3.400	34	3.700	70	3-87587-1	
		3.290	.190	3.300	33	3.600	68	3-87587-0	
		3.190	.190	3.200	32	3.500	66	2-87587-9	
		3.090	.190	3.100	31	3.400	64	2-87587-8	
		2.990	.190	3.000	30	3.300	62	2-87587-7	
		2.890	.190	2.900	29	3.200	60	2-87587-6	
		2.790	.190	2.800	28	3.100	58	2-87587-5	
		2.690	.190	2.700	27	3.000	56	2-87587-4	
		2.590	.190	2.600	26	2.900	54	2-87587-3	
		2.490	.190	2.500	25	2.800	52	2-87587-2	
		2.390	.190	2.400	24	2.700	50	2-87587-1	
		2.290	.190	2.300	23	2.600	48	2-87587-0	
		2.190	.190	2.200	22	2.500	46	1-87587-9	
		2.090	.190	2.100	21	2.400	44	1-87587-8	
		1.990	.190	2.000	20	2.300	42	1-87587-7	
		1.890	.190	1.900	19	2.200	40	1-87587-6	
		1.790	.190	1.800	18	2.100	38	1-87587-5	
		1.690	.190	1.700	17	2.000	36	1-87587-4	
		1.590	.190	1.600	16	1.900	34	1-87587-3	
		1.490	.190	1.500	15	1.800	32	1-87587-2	
		1.390	.190	1.400	14	1.700	30	1-87587-1	
		1.290	.190	1.300	13	1.600	28	1-87587-0	
		1.190	.190	1.200	12	1.500	26	87587-9	
		1.090	.190	1.100	11	1.400	24	87587-8	
		.990	.190	1.000	10	1.300	22	87587-7	
		.890	.190	.900	9	1.200	20	87587-6	
		-	.490	.800	8	1.100	18	87587-5	
		-	.390	.700	7	1.000	16	87587-4	
		-	.390	.600	6	.900	14	87587-3	
		-	.290	.500	5	.800	12	87587-2	
		-	.290	.400	4	.700	10	87587-1	
	PLATING	E	D	C	B	A	NO OF POSN.	PART NO.	

THIS DRAWING IS A CONTROLLED DOCUMENT.

DWN	12 SEP 75
CHK	12 SEP 75
APVD	15 SEP 75

STE TE Connectivity

NAME: HEADER ASSEMBLY MOD II, .100 C/L
 .025 SQUARE POST, W/DETENT
 (MATES WITH AMP LATCH OR FFC)

SIZE: A2 CAGE CODE: 00779 DRAWING NO: C=87587

MATERIAL: HSG: GLASS FILLED NYLON
 COLOR: BLACK
 CONTACT: PHOS BRONZE

FINISH: SEE TABLE

WEIGHT: -

CUSTOMER DRAWING

SCALE: 1:1 SHEET: 2 OF 2 REV: M2